

Our experts work alongside your teams according to your needs and your activity. Their priority is to support you in order to comply with regulations, to guarantee the safety of patients and workers as well as the accuracy of your images.

SUPPORT OFFER



OCCUPATIONAL RISK MANAGEMENT

- Risks analysis¹
- Room zoning
- Proposal of preventive measures
- Information sheets and work procedures

[Simply being in compliance with regulations](#)



TAILORED TRAININGS

- Occupational safety in MRI¹
- Management of MD implanted patients
- Risks associated with contrast medium
- Incidents and accidents in MRI
- MR Safety Officer

[Train your staff on-site or off-site via e-learning](#)



QUALITY CONTROLS

- Global control on ACR phantom (American College of Radiology)
- Specific controls :
 - Geometric distortions (Cartesian3D phantom²)
 - 4D flow MRI (CardioFlowQA phantom²)

[Monitor your MRI performance](#)



RESEARCH DEPARTMENT

- Sequences optimization
- Computational fluid dynamics simulation
- Reconstruction of hemodynamic biomarkers (pressure, WSS, pulse wave velocity)

[Contact our experts for your clinical studies](#)

¹Allow to be in compliance with the French regulation [Décret n°2016-1074](#)

²Find more details on our phantoms on the reverse side

We have a personalized and adapted offer for each site.

Take advantage of our customized offers to comply with regulations or collaborate on specific clinical issues.

Starting from \$125^{ex VAT}
/month


Any question? Contact us!

info@spin-up.fr

+33 3 69 09 21 37

Ensure the overall operation of your MRI facility!


- Follow-up of MRI scanner performance
- Comply with ACR accreditation program (multi-centric clinical trials)
- Adapted for MRI commissioning
- Cradle tailored to your head coil
- One phantom with many parameters tested



≈ 5 minutes scan with specific QA protocol

Automated image processing

Reports available online



Secured sending
to our PACS

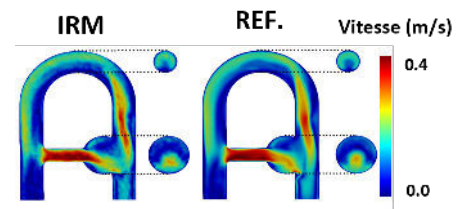


When calibration of 4D Flow MRI become possible!



CardioFlowQA phantom characteristics

- Physical phantom designed to reproduce cardiovascular flows
- Patented methodology
- Evaluation of hemodynamic biomarkers (flow, wall shear stress, mass conservation)
- Compliance report and performance review



What are the applications in clinical routine?

4D flow MRI offers the possibility of evaluating a multitude of hemodynamic biomarkers that play an important role in the genesis and evolution of aortic pathologies. Despite their interest in terms of clinical diagnosis, 4D flow sequences are often degraded to meet the constraints of clinical practice. Therefore, it is necessary to ensure the accuracy of the information provided by these sequences by means of a Quality Control process. The phantom developed by Spin Up is positioned as the Gold Standard with its patented methodology.

How to bring these innovations within your organization?

Spin Up experts would be pleased to help you!